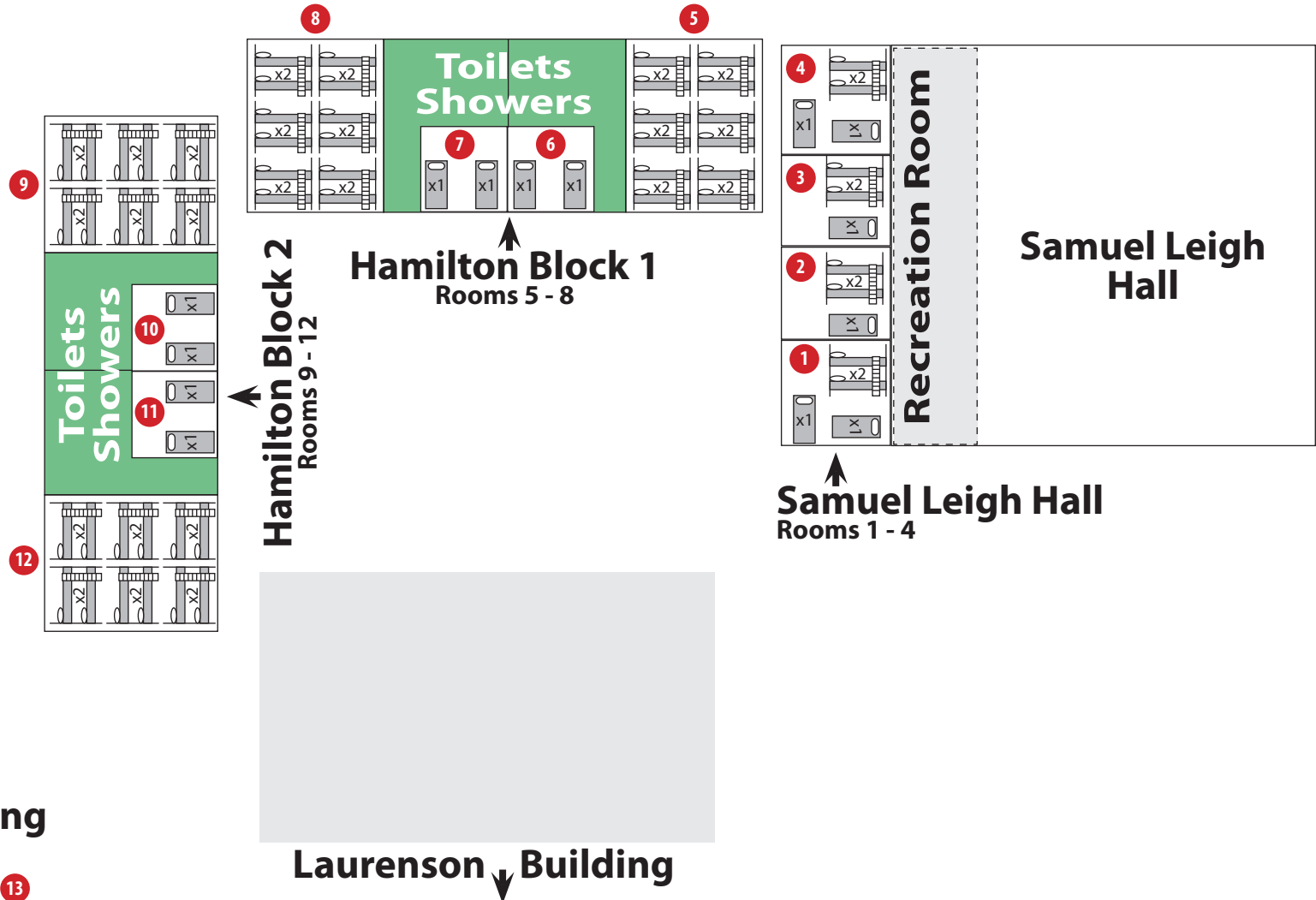


Epworth Accommodation Plan – Upper Level

ROOM NO.:	NUMBER OF BEDS
1	Sleeps 4: 1 bunk, 2 singles
2	Sleeps 3: 1 bunk, 1 single
3	Sleeps 3: 1 bunk, 1 single
4	Sleeps 4: 1 bunk, 2 singles
5	Sleeps 12: 6 bunks
6	Sleeps 2: 2 singles
7	Sleeps 2: 2 singles
8	Sleeps 12: 6 bunks
9	Sleeps 12: 6 bunks
10	Sleeps 2: 2 singles
11	Sleeps 2: 2 singles
12	Sleeps 12: 6 bunks
13	Sleeps 4: 2 bunks
14	Sleeps 4: 2 bunks
15	Sleeps 4: 2 bunks
16	Sleeps 4: 2 bunks
17	Sleeps 4: 2 bunks
18	Sleeps 4: 2 bunks
19	Sleeps 4: 2 bunks
20	Sleeps 4: 2 bunks
21	Sleeps 2: 1 bunk
22	Sleeps 4: 1 bunk, 2 singles
Total Sleeps	106




Grace Clement Building
Rooms 13- 22

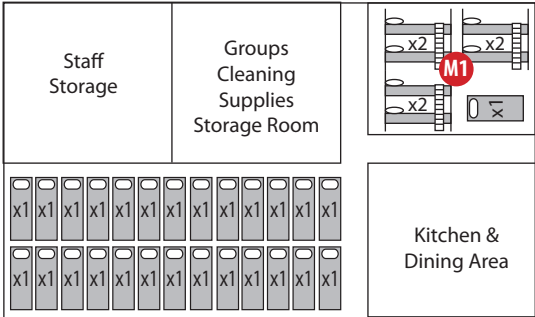
Laurensen Building

Epworth Accommodation Plan – Lower Level

ROOM NO.:	NUMBER OF BEDS	
MARAE BLOCK		
M1	Sleeps 7:	3 bunks, 1 single
Marae Block	Sleeps 26:	Marae Style
FAMILY LODGE		
1	Sleeps 9:	3 bunks, 3 single beds
2	Sleeps 4:	1 bunk, 1 double
3	Sleeps 4:	1 bunk, 1 double
4	Sleeps 4:	1 bunk, 1 double
5	Sleeps 11:	4 bunks, 3 single beds
Total Sleeps	65	



Marae Block



Family Lodge

